

THE COLLEGE OF IDAHO
ACADEMIC YEAR 2023-24
CENSUS DATE: September 6, 2023

AY23	
FTE Undergraduates	1048
FTE Graduates	27
FTE TOTAL (Undergrads + Graduates)	1075

UG FTE = FT + (Pt credits/12) = 1039 + (55/12) = 1048

GR FTE = FT + (Pt credits/9) = 27 + (0/9) = 27

	AY22	AY21	AY20	AY19	AY18	AY17
FTE UG	1047	1110	1092	1063	931	919
FTE GR	26	20	9	11	14	14
FTE Total	1073	1129	1101	1074	945	933

*rounded to nearest whole number

23FA Enrollment Status	Number of Students		
	Male	Female	Totals
Full-Time Deg Seeking Undergrads	510	529	1039
Part-Time Deg Seeking Undergrads	5	4	9
Totals for Deg Seeking Undergrads	515	533	1048
Full-Time Non Degree Seeking	0	0	0
Part-Time Non-Degree Seeking	1	1	2
Totals for All Undergrad Students	516	534	1050
Graduate (FT) Education program	2	4	6
Graduate (FT) Post baccalaureate cert program	12	9	21
Graduate (PT) Education program	0	0	0
Totals for All Students	530	547	1077

	AY22	AY21	AY20	AY19	AY18
	1044	1104	1085	1051	920
	8	14	15	21	19
	1052	1118	1100	1072	939
	0	0	0	0	0
	1	1	0	5	7
	1053	1119	1100	1077	946
	7	14	3	9	8
	14				
	9	12	11	5	10
	1083	1145	1114	1091	964

Degree-Seeking Undergraduates	Full-Time Degree Seeking			Part-Time Degree Seeking		
	Number of Students			Number of Students		
	Male	Female	Totals	Male	Female	Totals
New Students *	159	193	352	1	1	2
Continuing from previous spring term**	351	336	687	4	3	7
Totals	510	529	1039	5	4	9

*Includes all new-to-C of I, degree seeking students regardless of class standing and exchange students

23FA New Students (Matric 22/FA)	Full-Time Degree Seeking			Part-Time Degree Seeking		
	Number of Students			Number of Students		
	Male	Female	Totals	Male	Female	Totals
First-time Freshmen	131	165	296	0	1	1
Transfer Freshmen (<28 credits)	0	0	0	0	0	0
True Transfers (>28 credits)	28	28	56	1	0	1
Exchange Students						
Totals	159	193	352	1	1	2

AY23 First-time Full-Time Freshmen	ACT*	RSAT*	RSAT*	HS GPA
	Comp	EBRW	Math	
N	33	120	120	266
Mean	25	599	581	3.80
Median	24	590	570	3.83
Range	18-34	460-790	430-780	2.84-4.92
25th Percentile	20	540	540	3.59
75th Percentile	28	640	630	4.00

*excludes test optional and international students

AY18 - AY22 Comparative Means	AY18 - AY22			HSGPA
	ACT	EBRW/MATH	HSGPA	
AY22	26	583	573	3.76
AY21	25	591	572	3.78
AY20	23.9	575	573	3.73
AY19	24.4	573	unk	3.72
AY18	23.5	572	560	3.70

Percentages

All Undergraduates	AY23	AY22	AY21	AY20	AY19	AY18	AY17	AY16
% Male	49.0	49.4	49.2	48.8	49	47.9	49.7	49.8
% Female	51.0	50.6	50.8	51.2	51	52.1	50.3	50.2

	23FA	22FA	21FA	20FA	19FA	18FA	17FA	16FA
Retention - 22/FA Cohort Group *	205/269	76.2%	75.3%	78.1%	83.6%	77.3%	77.3%	68.2%
Retention - 22/FA Cohort Group w/Exclusions **	205/268	76.5%	75.8%	78.7%	84.3%	78.1%	79.0%	69.5%

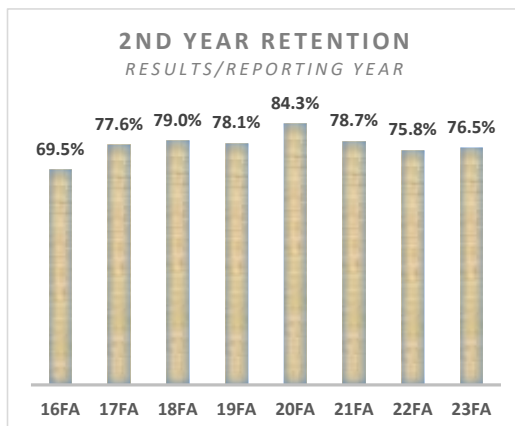
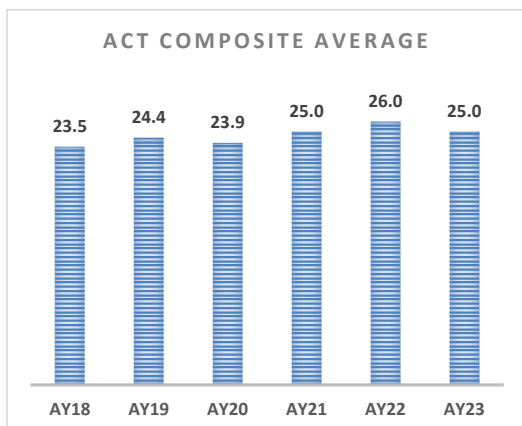
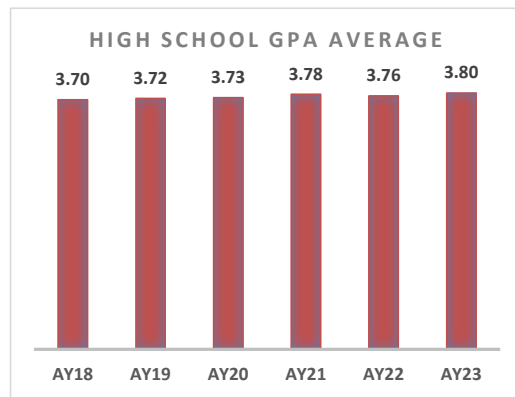
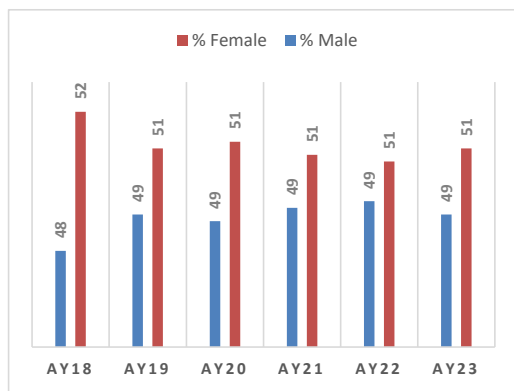
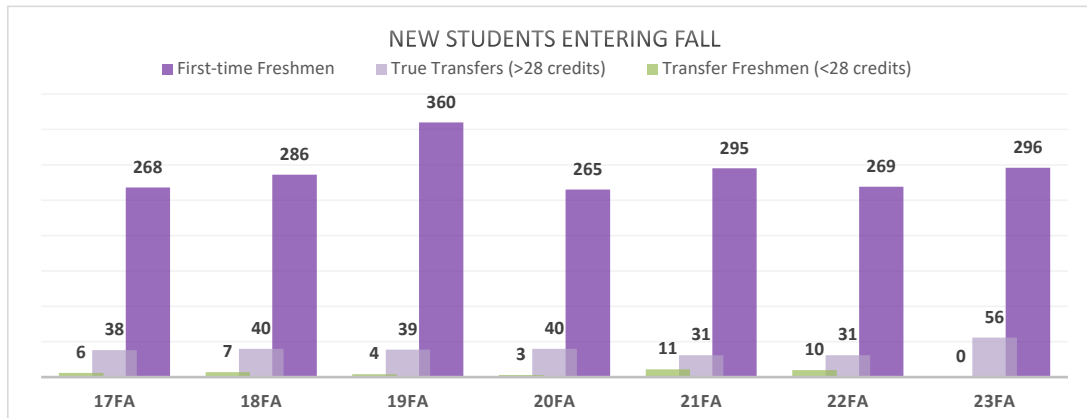
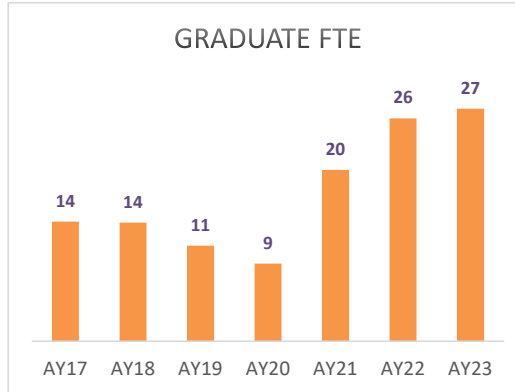
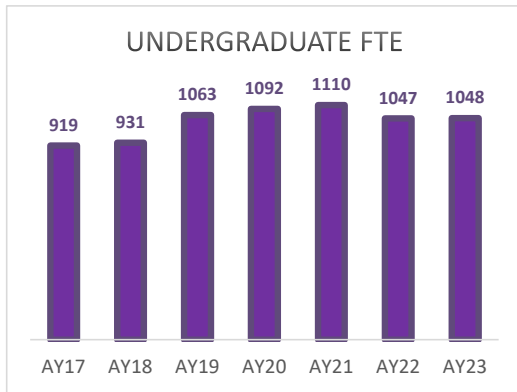
* 22FA Cohort Group includes First-Time, Full-Time, Non-transfer Freshmen /

**1 Military or Religious (Mission) exclusions as allowed by federal guidelines

New Students

	22FA	21FA	20FA	19FA	18FA	17FA
First-time FR	269	295	265	360	286	268
Transfer FR	10	11	3	4	7	6
True Transfer	31	31	40	39	40	38
Totals	310	337	308	403	333	312

THE COLLEGE OF IDAHO
ACADEMIC YEAR 2023-24
CENSUS DATE: September 6, 2023



Full-Time Degree Seeking Undergraduates*

	Gender		Total	Percent
	Male	Female		
Freshmen	130	138	268	26%
Sophomore	129	143	272	26%
Junior	108	123	231	22%
Senior	143	125	268	26%
Total	510	529	1039	100%

*based on number of credits completed, not matric date

Ethnic/Racial Diversity*	# Students	%
Amer Ind/Alaska Nat	11	1.0%
Asian	22	2.1%
Black, Non-Hispanic	19	1.8%
Hawaiian/Pacific Islander	6	0.6%
Hispanic	179	17.0%
Multi-Racial	58	5.5%
White, Non-Hispanic	575	54.8%
Unknown	35	3.3%
Nonresident Alien	145	13.8%
Total	1050	100.0%

*Degree-Seeking UG; dual citizens are not counted as NRA

Undergraduate Room & Board

Residence Hall	# Occu- pants	Vacant	Designed Capacity
Anderson	118	-25	93
Finney	56	1	57
Hayman	181	9	190
Owyhee	26	1	27
Sawtooth	25	2	27
Simplot	113	7	120
Voorhees	57	18	75
Village (Apts)	47	1	48
Residence Hall Totals	623	14	637
College owned off-campus	16	6	22
Campus Occupancy			97%

On-Campus Total	639	62%
Off-Campus - Non C of I	400	38%
Total	1039	

Board Plans	Cost	Count
Plan A - 19 Meals/Week	\$6,765	105
Plan B - 326 meals/yr	\$6,475	296
Plan C - 235 meals/yr	\$6,165	185
Plan D - 153 meals/yr	\$5,775	23
Commuter Plan	\$1,695	396
Total		1005

Includes sales tax

For ALL Undergraduate Students

Residence State	Total	%
ID	607	58.4%
OR	60	5.8%
CA	57	5.5%
WA	69	6.6%
NV	28	2.7%
UT	18	1.7%
MT	21	2.0%
AK	7	0.7%
AZ	2	0.2%
WY	1	0.1%
Unknown	5	0.5%
Other States*	18	1.7%
Other Countries	146	14.1%
Grand Total	1039	100.0%

*Other States by Region	Count	%
SWEST - NM, TX, CO, OK	3	16.7%
MWEST - IA, IL, IN, KS, MI, MN, MO, ND, NE, OH	3	16.7%
NEAST - MA, MD, ME, NH, NY, PA, VT	3	16.7%
SEAST - AL, DC, FL, GA, KY, MS, NC, SC, TN, VA, WV	6	33.3%
OTHER - AK, HI	3	16.7%
Grand Total	18	100%

Number of States	Count
AY2023	21
AY2022	23
AY2021	27
AY2020	23
AY2019	25
AY2018	23
AY2017	23
AY2016	28
AY2015	27
AY2014	22
AY2013	19

Office of Institutional Effectiveness
9/6/2023

Sorted by Country

Country	# of Students
Angola	1
Armenia	2
Australia	4
Bahamas	1
Bolivia	1
Bosnia and Herzegovina	1
Brazil	5
Burundi	1
Canada	7
China	2
Colombia	2
Congo (brazzaville)	2
Ecuador	1
Egypt	1
Eswatini	4
Ethiopia	3
Gambia	1
Germany	3
Ghana	3
Guatemala	1
Haiti	1
Honduras	1
Hong Kong	1
Indonesia	1
Iraq	3
Ireland	1
Jamaica	2
Japan	1
Kenya	3
Lebanon	1
Lesotho	1
Malawi	1
Mexico	9
Mongolia	1
Morocco	1
Mozambique	1
Myanmar	1
Namibia	2
Nepal	21
New Zealand	1
Nicaragua	1
Pakistan	1
Palestine (State of)	1
Peru	1
Philippines	1
Portugal	1
Russia	2
Rwanda	4
Senegal	1
Serbia	2
Slovakia	1
South Africa	4
South Sudan	1
Spain	8
Sri Lanka	2
Sweden	1
Switzerland	1
Syria	1
Tajikistan	1
Tanzania	3
Thailand	2
United Kingdom (UK)	3
Venezuela	2
Vietnam	4
Zimbabwe	6
Total of Students	155

Sorted by # of students

Country	# of Students	% of Intl Students
Nepal	21	13.5%
Mexico	9	5.8%
Spain	8	5.2%
Canada	7	4.5%
Zimbabwe	6	3.9%
Brazil	5	3.2%
Australia	4	2.6%
Eswatini	4	2.6%
Rwanda	4	2.6%
South Africa	4	2.6%
Vietnam	4	2.6%
Ethiopia	3	1.9%
Germany	3	1.9%
Ghana	3	1.9%
Iraq	3	1.9%
Kenya	3	1.9%
Tanzania	3	1.9%
United Kingdom (UK)	3	1.9%
Armenia	2	1.3%
China	2	1.3%
Colombia	2	1.3%
Congo (brazzaville)	2	1.3%
Jamaica	2	1.3%
Namibia	2	1.3%
Russia	2	1.3%
Serbia	2	1.3%
Sri Lanka	2	1.3%
Thailand	2	1.3%
Venezuela	2	1.3%
Angola	1	0.6%
Bahamas	1	0.6%
Bolivia	1	0.6%
Bosnia and Herzegovina	1	0.6%
Burundi	1	0.6%
Ecuador	1	0.6%
Egypt	1	0.6%
Gambia	1	0.6%
Guatemala	1	0.6%
Haiti	1	0.6%
Honduras	1	0.6%
Hong Kong	1	0.6%
Indonesia	1	0.6%
Ireland	1	0.6%
Japan	1	0.6%
Lebanon	1	0.6%
Lesotho	1	0.6%
Malawi	1	0.6%
Mongolia	1	0.6%
Morocco	1	0.6%
Mozambique	1	0.6%
Myanmar	1	0.6%
New Zealand	1	0.6%
Nicaragua	1	0.6%
Pakistan	1	0.6%
Palestine (State of)	1	0.6%
Peru	1	0.6%
Philippines	1	0.6%
Portugal	1	0.6%
Senegal	1	0.6%
Slovakia	1	0.6%
South Sudan	1	0.6%
Sweden	1	0.6%
Switzerland	1	0.6%
Syria	1	0.6%
Tajikistan	1	0.6%
Total of Students	155	
Total of Countries	65	

Majors: ALL UndergraduateStudents

Major 1+2+3		Major 1+2+3	
Sorted Alpha	Total # Majors	Sorted by Count	Total # Majors
ACC	7	BUS	110
ACCT	18	PSY	80
ARTDS	19	BIOMD	62
ATH	20	EXSCI	47
BIO	31	CSC	43
BIOMD	62	OPEN	42
BUMDM	17	BIO	31
BUS	110	HIS	30
CHE	10	ATH	20
COM	1	ARTDS	19
CSC	43	POE	19
EDIND	11	ACCT	18
ENVST	18	ENVST	18
EXSCI	47	BUMDM	17
HIS	30	SPA	17
HPER	1	MATPH	14
IPE	12	IPE	12
LTCW	11	MUS	12
MAT	9	EDIND	11
MATPH	14	LTCW	11
MUS	12	CHE	10
OPEN	42	MAT	9
PHI	7	ACC	7
POE	19	PHI	7
PSY	80	THE	7
SPA	17	COM	1
THE	7	HPER	1

Minors: ALL UndergraduateStudents

Minor 1+2+3+4+5		Minor 1+2+3+4+5	
Sorted Alpha	Total # Minors	Sorted by Count	Total # Minors
AGT	1	PFE	608
ARHVC	5	COMM	151
ARTDE	95	NATSC	103
ATH	14	ARTDE	95
BIO	15	SPA	84
BIOTF	2	PSYHL	80
CHE	7	HPER	71
CLA	4	HEPRO	61
COMM	151	PHI	46
CRJU	41	PSY	43
CRW	1	CRJU	41
ED10	8	MUS	37
EDESL	9	RELST	35
ENHUM	21	LTCW	33
ENV	25	ENV	25
GEO	18	HIS	24
GEOSC	3	SCOMP	24
HEPRO	61	HUBIO	23
HIS	24	ENHUM	21
HISTF	5	GEO	18
HPER	71	BIO	15
HUBIO	23	JOURN	15
JOURN	15	POEC	15
JUDST	1	ATH	14
LTCW	33	PSYLG	13
MAT	8	THE	11
MST	2	EDESL	9
MUS	37	ED10	8
NATSC	103	IMAT	8
PFE	608	CHE	7
PHI	46	PSYDE	6
PHSCI	3	ARHVC	5
POEC	15	HISTF	5
POLAW	1	PSYCC	5
PSY	43	CLA	4
PSYCC	5	GEOSC	3
PSYDE	6	PHSCI	3
PSYHL	80	BIOTF	2
PSYLG	13	MST	2
RELST	35	AGT	1
SCOMP	24	CRW	1
SPA	84	JUDST	1
THE	11	POLAW	1