

Sign Up & Post a Job on Coyote Connections Live

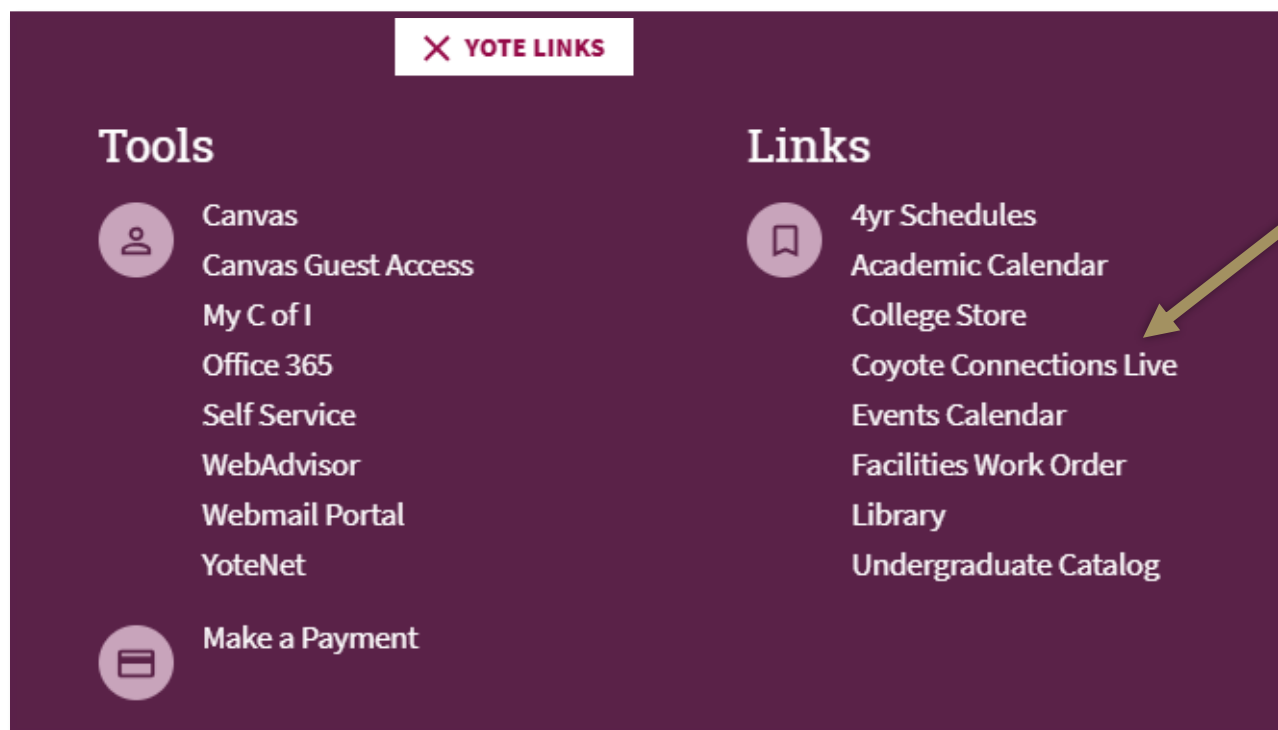
Thank you for your interest in sharing your job posting with students & alumni at the College of Idaho! This is a free job board where you can share your job or internship opportunities. If you have any questions, please do not hesitate to contact the Center for Experiential Learning at the College of Idaho!

College of Idaho Center for Experiential Learning
208-459-5009
CareerServices@collegeofidaho.edu

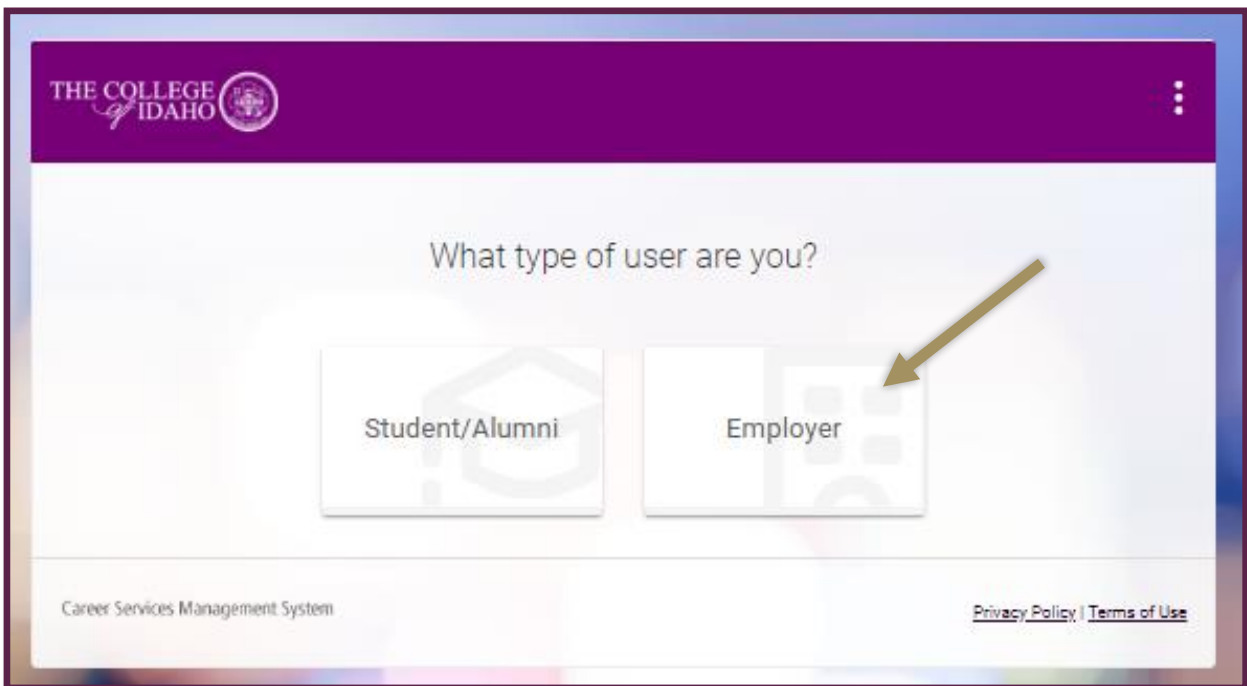
- 1) Go to www.collegeofidaho.edu and locate the “YOTE LINKS” button



- 2) Click “Coyote Connections Live”

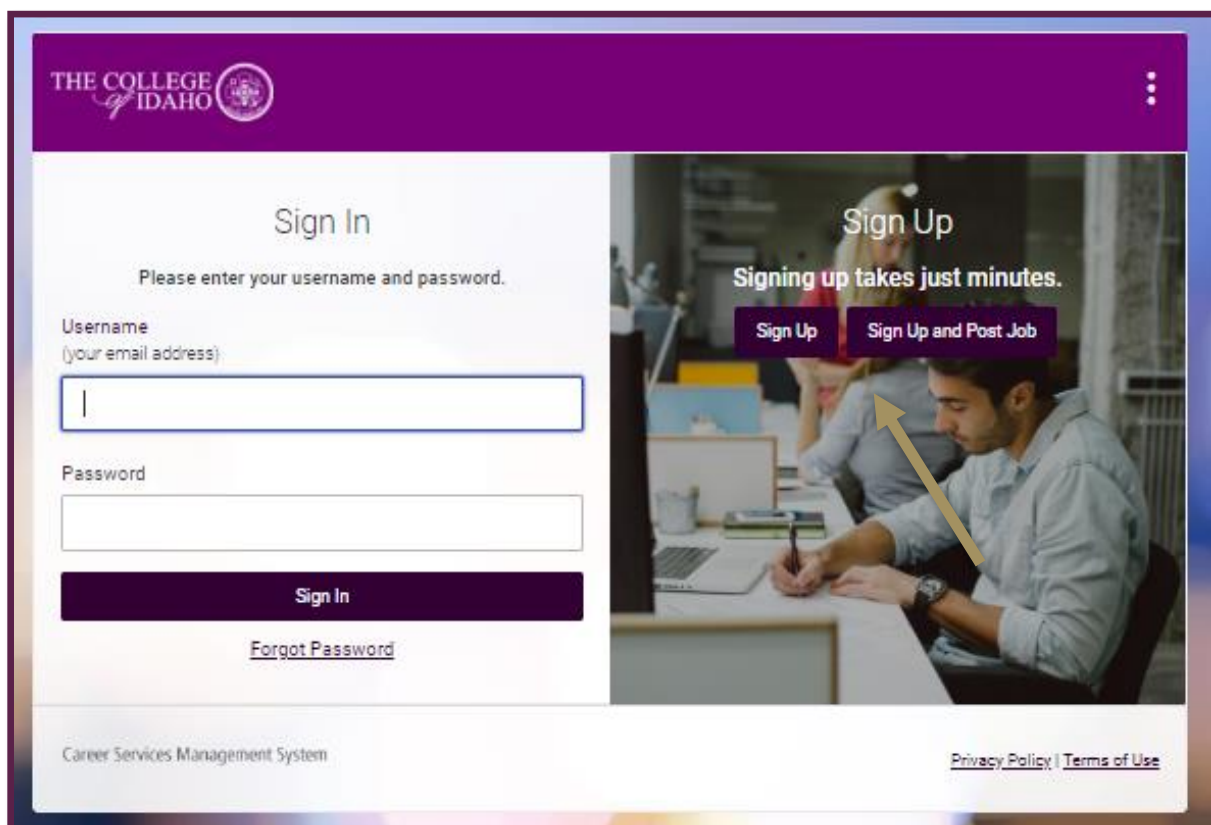


3) Click “Employer”



The screenshot shows a purple header with the College of Idaho logo and a three-dot menu. The main content area has a white background with the question "What type of user are you?". Below this are two buttons: "Student/Alumni" and "Employer". A gold arrow points to the "Employer" button. At the bottom, there is a footer with "Career Services Management System" on the left and "Privacy Policy | Terms of Use" on the right.

4) Either click “Sign Up” to register as an employer, or “Sign Up and Post Job” if you want to sign up and already have a position that you are ready to share.



The screenshot shows a purple header with the College of Idaho logo and a three-dot menu. The main content area is split into two sections. On the left is a "Sign In" section with the text "Please enter your username and password." Below this are two input fields: "Username (your email address)" and "Password". A purple "Sign In" button is below the fields, and a link for "Forgot Password" is below the button. On the right is a "Sign Up" section with the text "Signing up takes just minutes." Below this are two buttons: "Sign Up" and "Sign Up and Post Job". A gold arrow points to the "Sign Up and Post Job" button. At the bottom, there is a footer with "Career Services Management System" on the left and "Privacy Policy | Terms of Use" on the right.